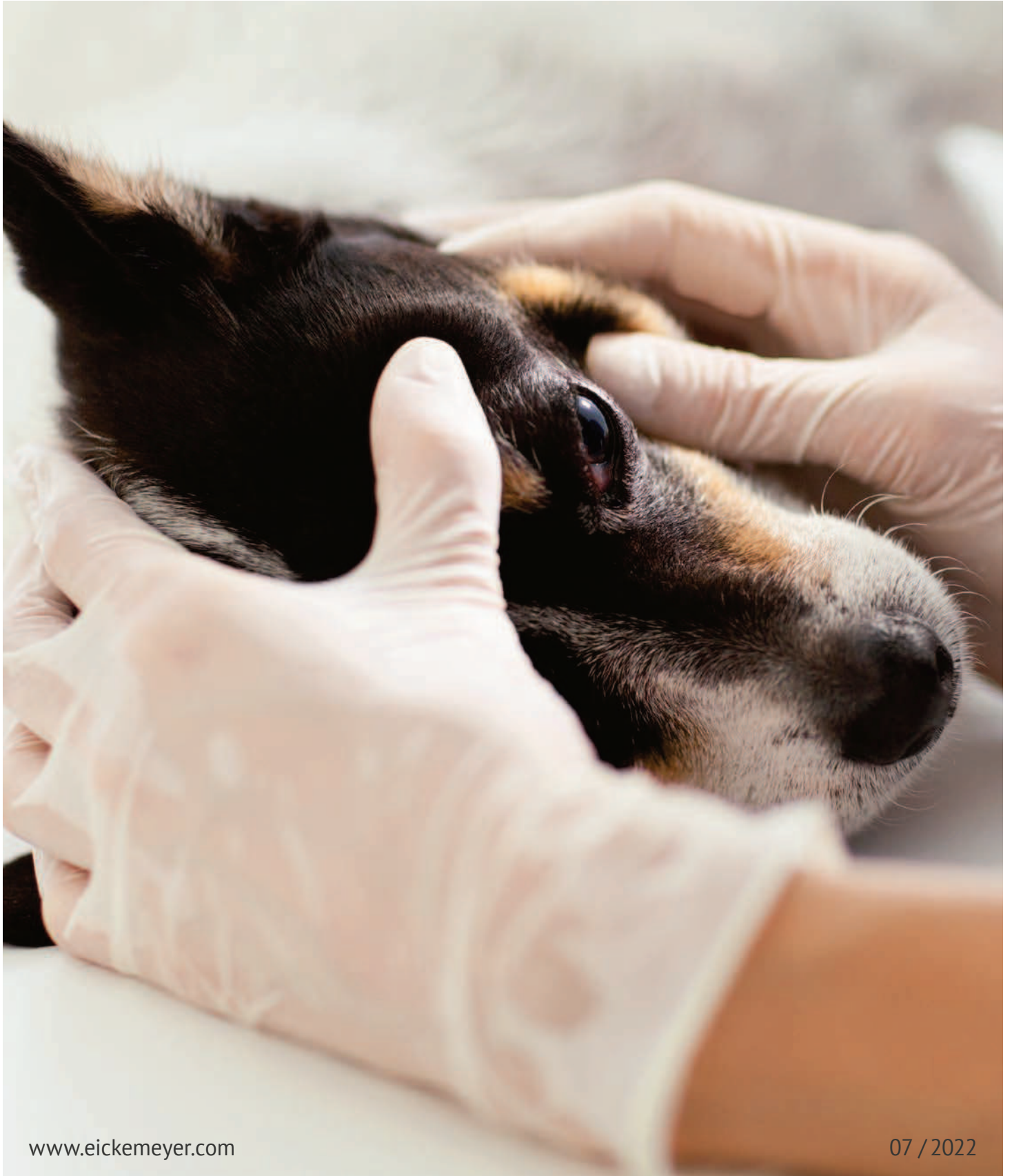


Veterinary Ophthalmology Catalogue

pro
veterinary experts





101780



170008



118111



132812



171807



171522



172514



152612



171712



170331



170004



141109




141009



110811



172120



500604

500704

Starter Ophthalmic Kit

This instrument kit provides fundamental equipment for veterinary ophthalmic procedures including eyelid, third eyelid and eyelash surgery, conjunctival and corneal cytology / biopsy and enucleation. The kit has been reviewed and approved by DipECVO MRCVS RCVS and EBVS® European Specialist in Veterinary Ophthalmology.

Item. No.		Length mm
171220	Complete Set, consisting of:	
101780	Guarded Scalpels • Size 15 • Pack of 10	150
170008	CASTROVIEJO Eye Speculum	80
118111	STRABISMUS Scissors • Very fine • Blunt/blunt • Curved	115
132812	ADSON Tissue Forceps • Delicate • 1 x 2 teeth	120
171807	ST. MARTINS Forceps • 1 x 2 teeth • Width of the tip: 0.5 mm	90
171522	DESMARRES Chalazion Forceps • Size 2	90
172514	CASTROVIEJO Needle Holder • With Lock • Curved	140
152612	OLSEN-HEGAR Needle Holder (TC)	120
171712	LANDOLT Enucleation Scissors • Curved	130
170331	KUHNHNT Corneal Scraper	135
170004	BARRAQUER Eye Speculum	40
141109	2x HARTMANN Artery Forceps • Curved	100
141009	2x HARTMANN Artery Forceps • Straight	100
110811	STEVEN'S Tenotomy Scissors • Straight • Blunt/blunt • Fine	110
172120	WESTCOTT Scissors • Curved • Blunt	110
500604	Instrument Box Base • Dimensions (in cm): L 30 x W 14 x H 4	
500704	Instrument Box Lid • Perforated • With textile filter and label holder • Color: Green • Dimensions (in cm): L 30 x W 14 x H 4	
981703	Fingered Silicone Insert • Sterilisable • Dimensions (in cm): W 12.5 x L 27.5	

981703

Advanced Ophthalmic Kit

This instrument kit provides the necessary instrumentation for the veterinary surgeon to perform corneal, conjunctival and intraocular procedures.

The kit was created in collaboration with a Diplomat from the European College of Veterinary Ophthalmology.

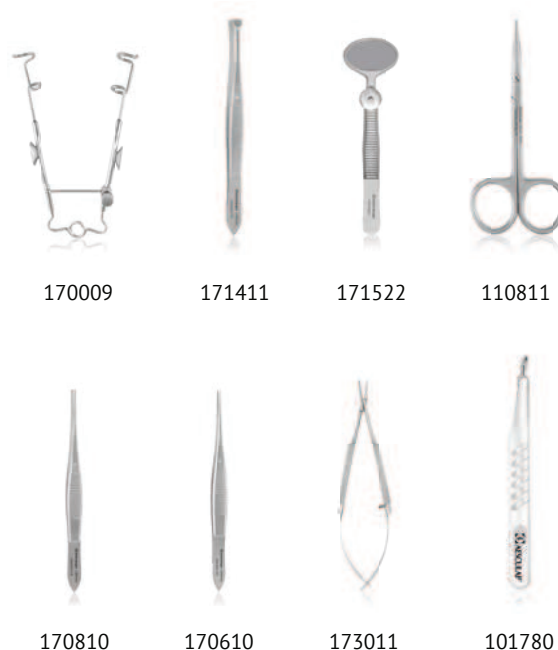
Item No.		Length mm
171230	Complete Set, consisting of:	
170512	CASTROVIEJO Cyclodialysis Spatula • Dual-ended	150
170464	WEBER Wire Loop	130
101710	BEAVER Scalpel Handle • Finger lock grip	100
172111	CASTROVIEJO Corneal Scissors • Curved, right	100
172110	CASTROVIEJO Corneal Scissors • Curved, left	100
173011	BARRAQUER Needle Holder • Curved	110
171510	TÜBINGEN Suture Forceps	100
171105	BARRAQUER Colibri Forceps • Tip width: 0.5 mm, tip curve: 45°	70
171503	CASTROVIEJO Suture Forceps • Tip width: 0.3	100
110911	STEVENS Tenotomy Scissors • Fine • Curved	110
171309	ARRUGA Capsule Forceps	100
170340	JAMESON Strabismus / Muscle Hook	135
500604	Instrument Box Base • Dimensions (in cm): L 30 x W 14 x H 4	
500702	Instrument Box Lid • Perforated • With textile filter and label holder • Colour: Red	
981703	Fingered Silicone Insert • Sterilisable	



Mini Ophthalmic Kit

This kit contains the basic equipment for veterinary ophthalmic surgery on the eyelid.

Item No.		Length mm
171210	Complete Set, consisting of:	
170009	GRÄFE Eyelid Retractor	90
171411	GRÄFE Fixation Forceps • With Pin	110
171522	Chalazion Forceps Desmarres • Size 2	90
110811	STEVENS Tenotomy Scissors • Fine, blunt/blunt, straight	110
170810	GRÄFE Iris Forceps • 1 x 2 teeth, straight	100
170610	GRÄFE Iris Forceps • Straight	100
173011	BARRAQUER Needle Holder • Curved	110
101780	Guarded Scalpels • Size 15 • Pack of 10	150





118309



118309



118310

SuperCut Scissors (MC)

- Designed with micro-fine serrations on one blade to prevent soft tissue slipping while the opposing razor sharp blade cuts with minimal tissue trauma
- German stainless steel construction and blade design allows for a much longer working life before sharpening is required
- Ergonomically designed ring handles improve instrument control, provide a better feel when dissecting tissue and help reduce hand fatigue


Item. No.		Length mm	Form
118309	SuperCut Iris Scissors (MC)	90	straight
118310	SuperCut Iris Scissors (MC)	90	curved
118311	SuperCut Iris Scissors (MC)	115	straight
118312	SuperCut Iris Scissors (MC)	115	curved



110609



110609



110709

Iris Scissors

- Ideal for general and ophthalmic surgery
- Delicate cutting for precision work

Item. No.		Length mm	Form
110609	Iris Scissors	90	straight
110709	Iris Scissors	90	curved
110611	Iris Scissors	110	straight
110711	Iris Scissors	110	curved
110011	Iris Scissors (TC) • EICKEMEYER® Lifetime Warranty	115	straight
110111	Iris Scissors (TC) • EICKEMEYER® Lifetime Warranty	115	curved



110811



110811



110911



111011

STEVENS Tenotomy Scissors

- Designed with a long shank to blade ratio, which helps provide a steady grip while maintaining greater precision cutting
- Very useful in small confined areas

Item. No.		Length mm	Form
110811	STEVENS Tenotomy Scissors • Fine • Blunt/blunt	110	straight
110911	STEVENS Tenotomy Scissors • Fine • Blunt/blunt	110	curved
111011	STEVENS Tenotomy Scissors • One blade with a button tip • Blunt/sharp	115	straight

METZENBAUM Scissors

- Many surgeons prefer METZENBAUM scissors because of their longer shank to blade ratio, which provides greater control
- These scissors are suitable for cutting through delicate tissues
- For surgeons who make heavy demands of their instruments we recommend the tungsten carbide version

Item. No.		Length mm	Form
118011	METZENBAUM Scissors	115	straight
118111	METZENBAUM Scissors	115	curved
116011	METZENBAUM Scissors (TC)	115	straight
116111	METZENBAUM Scissors (TC)	115	curved



118011



118011



118111

LANDOLT Enucleation Scissors

Curved scissors designed with blunt tips to assist in the dissection of the optic nerve and surrounding tissue from the eyeball.

Item. No.		Length mm	Form
171712	LANDOLT Enucleation Scissors	130	curved



CASTROVIEJO Scissors

- Designed with fine tips and a double leaf spring mechanism for self-opening action
- The ridged handle and guide pin enhances instrument control

Item. No.		Length mm	Form
171710	CASTROVIEJO Iridectomy Scissors	100	curved
172111	CASTROVIEJO Corneal Scissors	100	curved, right
172110	CASTROVIEJO Corneal Scissors	100	curved, left



171710



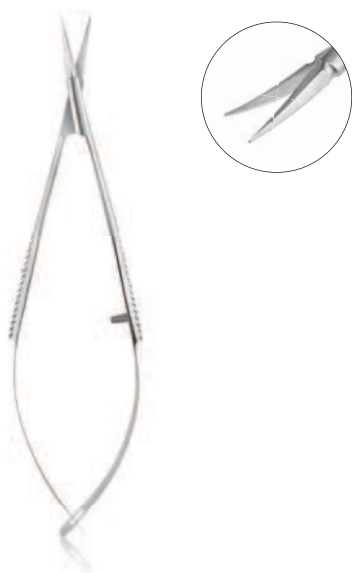
171710



172111



172110



VANNAS Cataract Scissors

- Designed with extra thin angled blades and a double leaf spring mechanism for self-opening action
- The ridged handle enhances instrument control

Item. No.		Length mm	Form
172208	VANNAS Cataract Scissors <ul style="list-style-type: none"> • Sharp/sharp 	85	curved



WESTCOTT Scissors

- Designed with curved blades and double leaf spring mechanism for self-opening action
- Useful for cutting delicate tissue

Item. No.		Length mm	Form
172120	WESTCOTT Scissors <ul style="list-style-type: none"> • Blunt/blunt 	110	curved



ARRUGA Capsule Forceps

Designed with downward curving tips at a 45° angle and ridged linear grip to enhance instrument grip.

Item. No.		Length mm
171309	ARRUGA Capsule Forceps	100

GILL-ARRUGA Capsule Forceps

Designed with a fine down curving pointed tip and ridged linear grip for a comfortable grip. This instrument is suitable for the handling of delicate ocular tissues.

Item. No.		Length mm
171307	GILL-ARRUGA Capsule Forceps	75

**HESS Capsule Forceps**

Opposing surfaces have a row of fine teeth with fine double curving pointed tips and ridged handles to enhance grip.

Item. No.		Length mm
171306	HESS Capsule Forceps	65

**BISHOP-HARMON Iris Forceps**

The flat, straight and smooth handles with 3 holes provide excellent grip.

Item. No.		Length mm
171108	BISHOP-HARMON Iris Forceps	85
	<ul style="list-style-type: none"> • 1 x 2 teeth • Width: 0.5 mm 	





170610



170910

GRÄFE Iris Forceps

Designed with a ridged handle and guide pins for excellent instrument grip / control.

Item. No.		Length mm	Form
170610	GRÄFE Iris Forceps	100	straight
170710	GRÄFE Iris Forceps	100	curved
170810	GRÄFE Iris Forceps • 1 x 2 teeth	100	straight
170910	GRÄFE Iris Forceps • 1 x 2 teeth	100	curved



HESS (Colibri) Iris Forceps

Designed for holding flaps of cornea or sclera and a ridged handle for improved instrument grip.

Item. No.		Length mm
171007	HESS (Colibri) Iris Forceps • 1 x 2 teeth	70



BARRAQUER (Colibri) Forceps

Designed with ridged, long, straight and flat handles which contains a long single hole.

Item. No.		Length mm
171105	BARRAQUER (Colibri) Forceps • 1 x 2 teeth • Tip width: 0.5 mm • Tip curve: 45°	70

BARRAQUER-KATZIN (Colibri) Forceps

Designed with ridged, straight and flat handles to enhance instrument grip.

Item. No.		Length mm
171107	BARRAQUER-KATZIN (Colibri) Forceps	70
	<ul style="list-style-type: none"> • Tip width: 0.12 mm • Tip angle: 90° • Interdigitating teeth 	

**CASTROVIEJO Suture Forceps**

Designed with straight shaft tips with extremely delicate teeth and a 5.5 mm tying platform.

Item. No.		Length mm
171503	CASTROVIEJO Suture Forceps	100
	<ul style="list-style-type: none"> • Tip width: 0.3 mm 	
171505	CASTROVIEJO Suture Forceps	100
	<ul style="list-style-type: none"> • Tip width: 0.5 mm 	



171503

TÜBINGEN Suture Forceps

Designed with straight shaft tips, extremely delicate teeth and a 6.5 mm tying platform.

Item. No.		Length mm
171510	TÜBINGEN Suture Forceps	100





173011

**BARRAQUER Needle Holders**

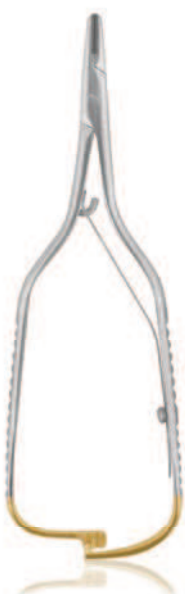
- Ideal for fine suturing in the anterior chamber
- Round knurled ridged handles

Item. No.		Length mm	Form
173011	BARRAQUER Needle Holder	110	curved
173012	BARRAQUER Needle Holder	130	curved

**BARRAQUER-TROUTMAN Needle Holder**

- Ideal for fine suturing in the anterior chamber
- Round knurled ridged handles with an automatic locking mechanism

Item. No.		Length mm	Form
173010	BARRAQUER-TROUTMAN Needle Holder	100	curved

**BOYNTON Needle Holder (TC)**


- Designed with cross-serrated jaws to firmly hold needles and a single spring mechanism for self-opening action
- A multi-position ratchet provides controlled grip pressure and smooth grip release

Item. No.		Length mm	Form
173112	BOYNTON Needle Holder (TC)	120	straight

CASTROVIEJO Needle Holders

- The ridged handles help enhance instrument grip and control
- Double leaf spring mechanism
- Locking mechanism

Item. No.		Length mm	Form
172414	CASTROVIEJO Needle Holder	140	straight
172514	CASTROVIEJO Needle Holder	140	curved

**DOUGLAS Cilia Forceps**

Designed with fine horizontal serrations that help correct abnormal growth of lashes from the posterior lamella (e.g. distichiasis).

Item. No.		Length mm
170309	DOUGLAS Cilia Forceps	90

**GRADLE Cilia Forceps**


- Suitable for correcting abnormal growth of lashes from the posterior lamella (e.g. distichiasis)
- Smooth, squared off positive gripping jaws
- Double leaf spring mechanism

Item. No.		Length mm
170310	GRADLE Cilia Forceps	95





171411



GRÄFE Fixation Forceps

Jaws are designed with interdigitating teeth to provide a firm grip on eyelashes.

Item. No.		Length mm
171411	GRÄFE Fixation Forceps • With Pin	110
171412	GRÄFE Fixation Forceps • With Lock	110



DESMARRES Chalazion Forceps

- Designed with a solid lower plate and an open upper plate
- A locking thumb screw allows both hands to be kept free

Item. No.		Length mm
171522	DESMARRES Chalazion Forceps • Size 2	90



KNAPP Conjunctiva Forceps

Thumb forceps with a grooved handle and large apertures to help grasp the conjunctiva.

Item. No.		Length mm
171611	KNAPP Conjunctiva Forceps	110

STADES Nictating Forceps

- Thumb forceps with two locking mechanisms designed specifically for third eyelid surgery
- Lower plate is solid and the upper plate is semi-curved

Item. No.		Length mm
171609	STADES Nictating Forceps	95

**ST. MARTINS Corneal Forceps**

Very fine toothed forceps used in handling cornea.

Item. No.		Length mm
171807	ST. MARTINS Corneal Forceps <ul style="list-style-type: none"> • 1 x 2 teeth • Width of the tip: 0.5 mm 	90

**CASTROVIEJO Cyclodialysis Spatula**

Designed with a smooth, straight, flat, delicate handle and dual-ended delicate sharp tips.

Item. No.		Length mm
170512	CASTROVIEJO Cyclodialysis Spatula <ul style="list-style-type: none"> • Dual-ended 	150





KUHNNT Corneal Scraper

Designed with a delicate sharp tip at a 45° angle on a flat handle.

Item. No.		Length mm
170331	KUHNNT Corneal Scraper	135



JAMESON Strabismus / Muscle Hook

Designed to elevate the muscle tissue for dissection and reattachment.

Item. No.		Length mm
170340	JAMESON Strabismus / Muscle Hook	135



GRÄFE Iris Hook

Designed with a sharp hook and a polished flat handle.

Item. No.		Length mm
170440	GRÄFE Iris Hook • Blunt	120

MEYHOEFER Chalazion Curettes

Designed with a sharp ended curette and a straight, flat, delicate handle.

Item. No.		Length mm
170420	MEYHOEFER Chalazion Curette • Ø 2.0 mm	130
170425	MEYHOEFER Chalazion Curette • Ø 2.5 mm	130



170420

GRÄNITZ Eyelid Spatula

Designed to help protect the delicate structure of the eyelid during incision.

Item. No.		Length mm
170221	GRÄNITZ Eyelid Spatula • Size 1 • 10 mm	77
170222	GRÄNITZ Eyelid Spatula • Size 2 • 16 mm	77
170223	GRÄNITZ Eyelid Spatula • Size 3 • 22 mm	77
170224	GRÄNITZ Eyelid Spatula • Size 4 • 25 mm	77



170221

170222

170223


170224

BARRAQUER Speculum

Wire speculum designed with fenestrated blades to help keep the eyelids retracted.

Item. No.		Length mm
170004	BARRAQUER Speculum	40





CASTROVIEJO Speculum

- Designed with straight adjustable arms and open blades.
- Locking mechanism allows for fine control.

Item. No.		Length mm
170008	CASTROVIEJO Speculum	80



GASS Retinal Detachment Hook

Designed with an oval hole that helps securely place a retaining suture on ocular muscles.

Item. No.		Length mm
170441	GASS Retinal Detachment Hook <ul style="list-style-type: none"> • Oval aperture: 1.5 mm diameter • Hook length: 13 mm 	140



GRÄFE Eyelid Retractor

Wire retractor with a fine control mechanism to minimise friction.

Item. No.		Length mm
170009	GRÄFE Eyelid Retractor	90

DESMARRES Retractors

Designed with a smooth curved blunt blade to help manually retract the eyelid.

Item. No.		Length mm
170114	DESMARRES Retractor • Size 2	140
170116	DESMARRES Retractor • Size 3	160



170114

KNOLLE-PEARCE Irrigating Vectis

Designed to gently remove the nucleus by using mechanical and hydrostatic forces.

Item. No.		Length mm
441120	KNOLLE-PEARCE Irrigating Vectis	50

**WEBER Wire Loop**

Designed with a delicate, long loop on a straight, flat handle.

Item. No.		Length mm
170464	WEBER Wire Loop • Length loop: 5 mm	130

**BOWMAN Lacrimal Probe**

- Helps to determine the functional status of the lacrimal drainage system
- Can also be used to help perform a dacryocystorhinostomy

Item. No.		Length mm
170470	BOWMAN Lacrimal Probe • Size 0/00	130






KELLNAR Lacrimal Dilators and Tubes

- Helps to determine the functional status of the lacrimal drainage system
- Silicone tubing can be used to irrigate and aspirate with the dilator

Item. No.		Length mm
170486	KELLNAR Lacrimal Dilator • Left	85
170487	KELLNAR Lacrimal Dilator • Right	85
170490	KELLNAR Lacrimal Dilator • Dual-ended	145
170503	KELLNAR Probe Silicone Tube • Outer Ø: 0.6 mm	1,000
170505	KELLNAR Probe Silicone Tube • Outer Ø: 0.9 mm	1,000
170507	KELLNAR Probe Silicone Tube • Outer Ø: 1.5 mm	1,000



WILDER Lacrimal Dilators

Designed with a tapered blunt tip and a round knurled handle.

Item. No.		Length mm
170481	WILDER Lacrimal Dilator • Size 1	110
170482	WILDER Lacrimal Dilator • Size 2	110
170483	WILDER Lacrimal Dilator • Size 3	110



CASTROVIEJO Caliper


- Ideal for precise measurements for TPLO procedures

Item. No.		Length mm
173554	CASTROVIEJO Caliper • Increments: 0.5 mm • Maximum measurement: 20 mm	85

JAMESON Caliper

Graduated in inches and mm with thin tips, chrome.

Item. No.		Length mm
170120	JAMESON Caliper • Measurement range: 0 – 80 mm	100

**Lacrimal Cannulae**

- Suitable for flushing purulent debris through the nasolacrimal duct
- Includes Luer hub

Item No.		Length mm	Form
440605	ANEL Lacrimal Cannula • 0.6 x 15 mm	45	straight
440705	ANEL Lacrimal Cannula • 90° • 0.6 x 15 mm	40	curved
441100	BONN Irrigating Cannula • Robust • Ø 1.4 mm (front) • Ø 1.2 mm (back)	35	curved
441101	BONN Irrigating Cannula • Fine	30	curved
441007	Lacrimal Duct Cannula • Tapered • 0.6 x 25 mm	30	curved
440805	Lacrimal Duct Cannula • Olive tip • 0.6 x 30 mm	45	straight
440905	Lacrimal Duct Cannula • Olive tip • 0.6 x 33 mm	40	curved



440605



440705



441100



441007



440805



440905



050889



050889



050893



050894

EickFil Ophthalmic Suture Material – PGA

- Type: Braided and coated multifilament
- Coating: Polycaprolactone and calcium stearate (1 %)
- Colour: Violet / Beige – undyed
- Tissue reaction: Minimal
- Absorption: The hydrolytic action by which the material is broken down results in total absorption in approximately 60 to 90 days. Approximately 50 % of tensile strength remain after 21 days.
- Presentation: Box with 12 sutures

Characteristics

- High tensile strength
- Synthetic
- Breaks down by hydrolysis
- Braided structure
- Coated multifilament
- Hermetically sealed packing

Item. No.		Length cm
050889	EickFil PGA <ul style="list-style-type: none"> • USP 9/0, EP 0.3 • 3/8 circle, DSP 6.4 mm 200 µm • Side cutting spatula • Colour: violet 	30
050890	EickFil PGA <ul style="list-style-type: none"> • USP 6/0, EP 0.7 • 3/8 circle, DS 12 mm • Reverse cutting • Colour: violet 	45
050891	EickFil PGA <ul style="list-style-type: none"> • USP 3/0, EP 2 • 3/8 circle, DS 19 mm, easy pass • Reverse cutting • Colour: undyed 	50
050892	EickFil PGA <ul style="list-style-type: none"> • USP 3/0, EP 2 • 3/8 circle, DS 24 mm • Reverse cutting • Colour: undyed 	75
050893	EickFil PGA <ul style="list-style-type: none"> • USP 6/0, EP 0.7 • 1/2 circle, HR 17 mm • Round bodied taper point • Colour: violet 	75
050894	EickFil PGA <ul style="list-style-type: none"> • USP 10/0, EP 0.2 • 3/8 circle, 2 x DSP 6.2 mm 150 µm • Side cutting spatula double armed • Colour: violet 	30
050895	EickFil PGA <ul style="list-style-type: none"> • USP 9/0, EP 0.3 • 3/8 circle, 2 x DSP 6.4 mm 200 µm • Side cutting spatula double armed • Colour: violet 	30
050896	EickFil PGA <ul style="list-style-type: none"> • USP 8/0, EP 0.4 • 3/8 circle, 2 x DSP 6 mm 200 µm • Side cutting spatula double armed • Colour: violet 	45
050897	EickFil PGA <ul style="list-style-type: none"> • USP 7/0, EP 0.5 • 3/8 circle, 2 x DSP 8 mm 200 µm • Side cutting spatula double armed • Colour: violet 	45
050898	EickFil PGA <ul style="list-style-type: none"> • USP 6/0, EP 0.7 • 1/4 circle, 2 x VSP 8 mm 300 µm • Side cutting spatula double armed • Colour: violet 	45

EickFil Ophthalmic Suture Material – Nylon

- Type: Monofilament
- Composition: Extrusion of polyamide 6.0 or 6.6
- Coating: None
- Colour: Black
- Tissue reaction: Minimal
- Absorption: Non absorbable, gradually encapsulated by connective tissue. The thread mass diminishes, approximately 10 % a year by rupture of chemical links (hydrolytic action).
- Presentation: Box with 12 sutures

Characteristics

- High tensile strength, non absorbable
- Synthetic
- Monofilament with microscopic uniform diameter
- Pliability and softness
- Hermetically sealed packing

Item. No.		Length cm
050899	EickFil Nylon <ul style="list-style-type: none"> • USP 10/0, EP 0.2 • 3/8 circle, 2 x DSP 6.4 mm 220 µm • Side cutting spatula double armed 	45
0508900	EickFil Nylon <ul style="list-style-type: none"> • USP 9/0, EP 0.3 • 3/8 circle, 2 x DSP 6.2 mm 150 µm • Side cutting spatula double armed 	45



050899



0508900

EickFil Ophthalmic Suture Material – Silk

- Type: Braided multifilament
- Composition: Braided fibres from the cocoon of the silkworm
- Coating: Waxes Silicone
- Colour: Black
- Tissue reaction: Moderate
- Absorption: Silk suture elicits an initial inflammatory reaction in tissues, which is followed by gradual encapsulation of the suture by fibrous connective tissues.
- Presentation: Box with 12 sutures

Characteristics

- High tensile strength, non absorbable
- Braided or twisted structure
- Coated multifilament
- Hermetically sealed packing

Item. No.		Length cm
050901	EickFil Silk <ul style="list-style-type: none"> • USP 4/0, EP 1.5 • 3/8 circle, DS 19 mm • Reverse cutting 	45






Fine Surgical Blades

- For ocular, neuro and other micro-surgical procedures
- Superior blades that can be "locked" into the Beaver surgical handle
- 25 per pack

Item. No.		Length mm
101763	Fine Surgical Blade <ul style="list-style-type: none"> • Size 63 • Sharp on two sides, pointed tip 	
101764	Fine Surgical Blade <ul style="list-style-type: none"> • Size 64 • Sharp on one side, rounded tip 	
101765	Fine Surgical Blade <ul style="list-style-type: none"> • Size 65 • Blade size 11 alternative 	
101769	Fine Surgical Blade <ul style="list-style-type: none"> • Size 69 • Sharp on two sides, rounded tip 	
101710	Beaver Scalpel Handle <ul style="list-style-type: none"> • Finger lock grip 	100
101715	Beaver Scalpel Handle <ul style="list-style-type: none"> • Handle lock grip 	155



Intraocular Silicone Prosthesis

- Constructed from black silicone with low immunoreactive characteristics
- Helps improve cosmetic results post enucleation
- Range of sizes available

Item. No.		Length mm
173500	Eye Implant Introducer	125
173514	Silicone Prosthesis	14
173515	Silicone Prosthesis	15
173516	Silicone Prosthesis	16
173517	Silicone Prosthesis	17
173518	Silicone Prosthesis	18
173519	Silicone Prosthesis	19
173520	Silicone Prosthesis	20
173521	Silicone Prosthesis	21
173522	Silicone Prosthesis	22
173523	Silicone Prosthesis	23
173524	Silicone Prosthesis	24
173526	Silicone Prosthesis	26
173528	Silicone Prosthesis	28
1735290030	Silicone Prosthesis	30
1735290033	Silicone Prosthesis	33
1735290036	Silicone Prosthesis	36
1735290038	Silicone Prosthesis	38
1735290040	Silicone Prosthesis	40
1735290043	Silicone Prosthesis	43
1735290045	Silicone Prosthesis	45
1735290047	Silicone Prosthesis	47
1735290050	Silicone Prosthesis	50
1735290052	Silicone Prosthesis	52
1735290055	Silicone Prosthesis	55
1735290060	Silicone Prosthesis	60

AlgerBrush II Corneal Burr

The AlgerBrush II is a battery powered, handheld, low torque motorised burr. It has been designed to remove foreign bodies from the cornea or sclera of patients.

The burr in this rotary instrument is used as a “brush” rather than a drill and the foreign bodies are thus “brushed” from the eye leaving a smooth surface, which in turn heals much faster than with other instruments that could be used for this purpose.


AlgerBrush II Unit includes 3.5 mm Round Medium Grit Diamond Burr.

*According to the paper “Veterinary Ophthalmology” ([2013] 16, 2, 83 – 88), the AlgerBrush II has been successfully used to treat spontaneous corneal epithelial defects (SCCEDs) in dogs, in combination with a bandage contact lens.

Item. No.

170010	AlgerBrush II Unit
170011	AlgerBrush II Corneal Burr <ul style="list-style-type: none"> • Ø 3.5 mm • Chuck attachment included
170013	AlgerBrush II Corneal Burr <ul style="list-style-type: none"> • Ø 2.5 mm
170012	AlgerBrush II Corneal Burrs <ul style="list-style-type: none"> • Ø 1 mm • 5 per pack
170014	AlgerBrush II Diamond Grinding Wheel <ul style="list-style-type: none"> • Ø 4 mm • Fine • With chuck • Convenient for recurrent corneal erosion

E170010001 Spare Chuck for AlgerBrush II



170012



E170010001

Bausch & Lomb PureVision® 2 Bandage Contact Lenses

Contact bandage lenses act as a protective shield on the cornea. They permit corneal repair and improve patient comfort by preventing contact between damaged cornea and eyelids.

Recommendation to use for:

Corneal ulceration: to reduce pain and to retain tear film over ulcerated area to aid healing.

Corneal edema: may prevent rupture of epithelial bullae and reduce discomfort caused by abrasion of ulcers.

Adnexal problems: distichiasis, entropion, ectopic cilia – to reduce corneal abrasion until surgery can be performed.

Traumatic injury: laceration or perforation.

- High definition optics offers a clear and sharp view
- Excellent stabilisation
- Comfortable contact lens wear for up to 30 days and nights
- Ensures an optimal supply of oxygen to the cornea and makes eyes look clear
- Packaging: 6 lenses per box

Item. No.

173540	Bausch & Lomb PureVision® 2 Bandage Contact Lenses
--------	--





173443



173446



CryoIQ® Liquid Device

Cryosurgery (cryotherapy) is the local application of extreme cold for a controlled destruction or removal of abnormal or diseased tissue. The compact, portable CryoIQ® hand-held device uses Nitrous Oxide cartridges as a cryogen with a freezing temperature of -89 °C and once punctured the Nitrous Oxide is delivered with a 50 bar (725 psi) pressure to the lesion which allows the veterinarian a fast and effective treatment.

- Simple pencil type grip for an easy and very accurate application
- Fine metal cap ensures a better shelf life for the cartridges
- Practically painless and bloodless procedure
- Ideal for ophthalmic or dermatological treatments
- Freezing temperature: Liquid freezing, -89 °C
- Level of cold generated is adjusted by the rate at which the metering lever is depressed
- Gas cartridge: 16 g or 25 g filled with medical sterile Nitrous Oxide gas (N₂O) and has built-in filter (5 µm)
- Warranty: 1 year for the applicator, 2 years after product registration

CryoIQ® DERM plus Liquid device provides mm precision freezing to the treatment site through micro capillaries.

CryoIQ® PRO Liquid device provides precise treatment of the affected skin areas without damage to the surrounding healthy tissue.

CryoIQ® PRO Liquid device advantages:

- Better for larger lesions
- Inter exchangeable tips
- Higher freezing effect
- Longer tips makes it easier to treat hairy animals

Item. No.

173443	CryoIQ® DERM plus Liquid Device <ul style="list-style-type: none"> • Includes: D1 Standard Tip (Ø 1 – 6 mm, 60 µm, L 22 mm), gas cartridge N₂O (25 g), freeze limiter, case for storage, user guide
173446	CryoIQ® PRO Liquid Device <ul style="list-style-type: none"> • Includes: D1 Standard Tip (Ø 1 – 6 mm, 60 µm, L 22 mm), D2 Dermatology Tip (Ø 7 – 18 mm, 80 µm, L 22 mm), gas cartridge N₂O (25 g), freeze limiter, case for storage, user guide
17344601	D3 Dermatology Tip for CryoIQ® PRO <ul style="list-style-type: none"> • Due to its high flow rate, it is suitable for particularly large lesions • Ø 9 – 22 mm, 100 µm, L 22 mm
173445	CryoIQ® Cartridge <ul style="list-style-type: none"> • For CryoIQ® DERM plus (173443) and CryoIQ® PRO (173446) • Content: 25 g

Cautery Pen

- Precise cauterisation thanks to the very fine tip (28 mm)
- Easy to use
- Operating temperature: 600 °C
- Individual sterile packaging
- For single use only

Item. No.

173430	Cautery Pen
--------	-------------

Sugi Swabs

- Sugi absorbent materials are especially suitable for dabbing those areas where special care must be taken (e.g. neural structures and ophthalmic tissue)
- Sugi absorbent materials are manufactured from cellulose material
- The material undergoes soft /elastic expansion immediately upon contacting moisture
- The absorptive capacity is approximately 17 times its own weight

Item. No.		Length mm
166520	Sugi Swab <ul style="list-style-type: none"> • Wedge tip • Set of 200 (10 per pack – sterile) 	70
166530	Sugi Swab <ul style="list-style-type: none"> • Cylindrical • 500 per pack 	70



166520



166530

SCORE® Ergo Support Chair

The SCORE® Ergo Support Chair is specially developed for ophthalmologists. It allows an ergonomic sitting position and offers you comfortable support during long periods of seated work. Special features of the SCORE® Ergo Support chair are its ergonomically shaped armrests. They can be brought close to the body and provide your forearms optimal support. The height adjustment of the armrests allows an upright sitting position when using a microscope or other precision instrument. The Ergo Support helps you to assume a relaxed posture: the neck, shoulders and back are relieved.

- Easy height adjustment, seat and back angle
- SCORE® Ergo Shape seat with rounded corners ensure an active sitting position
- Compact lumbar support can be easily positioned in the lumbar region
- Strong aluminium base with large wheels for easy manoeuvrability

Technical specifications

- Height adjustment (with foot control): 52 – 71 cm
- Working height: 80 – 90 cm
- Seat dimensions: Ø 40 cm
- Lumbar support (in cm): W 33 x H 23
- Foot cross dimensions: Ø 68 cm
- Armrests (compact triangular shape): 115° rotation, height adjustment: max. 11 cm
- Armrest upholstery (in cm): W 15 x D 40 cm (swinging)

Item. No.	
610060	SCORE® Ergo Support Chair





329000



329001



329002



329005



329006



329007

EICKEMEYER® PhacoVet

The EICKEMEYER® PhacoVet has been specially designed and developed for the requirements of veterinary medicine. The device can be used for phacoemulsification and vitrectomy in small animals and horses. The system and the associated instruments have been extensively tested and optimised in cooperation with renowned specialists.

Its simplicity and robustness, as well as the focus on core features, make the PhacoVet unique. The compact device can be operated as stationary in the practice or brought to the patient as a mobile unit. Due to the quick and easy commissioning, you are ready to go anywhere immediately.

With service centres in Germany and Switzerland, a professional and fast service is available for spare parts, deliveries, repairs, maintenance work and technical queries.

- Developed and optimised for veterinary medicine
- Focus on core features required in veterinary
- Simple handling and ease of use
- Robust, compact and mobile
- Transportability and easy commissioning
- Reusable components reduce waste and cost
- Professional service, repair and maintenance

Item. No.

329000	EICKEMEYER® PhacoVet
329001	Foot Switch for PhacoVet
329002	Transportation Case for PhacoVet

Accessories for EICKEMEYER® PhacoVet

Item. No.

329005	I/A Hose System for PhacoVet
329006	Pump Hose System for PhacoVet
329007	Equipment Trolley for PhacoVet

Handpieces and Needles for EICKEMEYER® PhacoVet

Item. No.	
329019	Phaco Handpiece, 40 kHz
329020	Phaco Handpiece, 28 kHz
329021	Phaco Needle, 19G, 30°
329022	Phaco Needle, 19G, 30° curved
329023	Phaco Needle, 20G, 30°
329024	Phaco Needle, 20G, 30° curved
329025	Phaco Needle, 22G, 30°
329026	Phaco Needle, 22G, 30° curved
329027	Phaco Key, metal
329028	Phaco Key, plastic
329029	Phaco Key, plastic, curved
329030	Test Chamber



329020



329023

329028

329030

Silicone Sleeves for EICKEMEYER® PhacoVet

Item. No.	
329033	Silicone Sleeve, 19G
329034	Silicone Sleeve, 20G
329035	Silicone Sleeve, 22G



329034

Vitrectomes and Trocar for EICKEMEYER® PhacoVet

Item. No.	
329010	Vitrectomy Drive, for horses
329011	Vitrectomy Cutting Head, for horses, 15G
329012	Vitrectomy Drive, for small animals
329013	Vitrectomy Cutting Head, for small animals, 20G
329014	Vitrectomy Irrigation Trocar, for horses



329011

329010

I/A Systems Coaxial for EICKEMEYER® PhacoVet

Item. No.	
329040	I/A Handpiece, coaxial
329041	I/A Tip, straight, Ø 1.60 mm, metal
329042	I/A Tip, straight, silicone sleeve, 22G
329043	I/A Tip, straight, silicone sleeve, 20G
329044	I/A Tip, 30°, silicone sleeve, 22G
329045	I/A Tip, 30°, silicone sleeve, 20G
329046	I/A Tip, 30°, Ø 1.60 mm, metal
329047	I/A Tip, curved, Ø 1.60 mm, metal
329048	O-Ring Set



329040



329047

I/A-Systems Bimanual for EICKEMEYER® PhacoVet

Item. No.	
329050	Aspiration Handle, polished cannula, 21G
329051	Aspiration Handle, roughened cannula, 21G
329052	Aspiration Handle, polished cannula, 22G
329053	Aspiration Handle, roughened cannula, 22G
329054	Irrigation Handle, polished cannula, 21G
329055	Irrigation Handle, roughened cannula, 21G
329056	Irrigation Handle, polished cannula, 22G
329057	Irrigation Handle, roughened cannula, 22G, 45°, open



329051



329054

**EICKEMEYER® PhacoVet Small Animal Starter Set (Phaco)**

Item No.	Quantity
329100	Complete Set, consisting of:
329000	EICKEMEYER® PhacoVet 1
329001	Foot Switch for PhacoVet 1
329005	I/A Hose System for PhacoVet 2
329006	Pump Hose System for PhacoVet 2
329020	Phaco Handpiece, 28 kHz 1
329023	Phaco Needle, 20G, 30° 2
329028	Phaco Key, plastic 2
329034	Silicone Sleeve, 20G 2
329030	Test Chamber 2
329051	Aspiration Handle, Cannula rough tip, 21G 1
329054	Irrigation Handle, Cannula polished, 21G 1

**EICKEMEYER® PhacoVet Equine Starter Set (Vitrectomy)**

Item No.	Quantity
329200	Complete Set, consisting of:
329000	EICKEMEYER® PhacoVet 1
329001	Foot Switch for PhacoVet 1
329002	Transportation Case for PhacoVet 1
329005	I/A Hose System for PhacoVet 2
329006	Pump Hose System for PhacoVet 2
329010	Vitrectomy Drive, for horses 1
329011	Vitrectomy Cutting Head, for horses, 15G 1
329014	Vitrectomy Irrigation Trocar, for horses 1

**EICKEMEYER® Operating Microscope**

- Ergonomically positioned controls allow a comfortable posture when operating for long periods
- 5 magnification steps: 3.6x/5.4x/8.9x/14.2x/22.3x
- Visual field 56 to 9 mm
- Micro-focusing 40 mm, motorised pedal controlled
- Light source delivers bright light, 150 W
- Mobile floor stand with 4 lockable castors, providing excellent mobility
- Tilt-resistant, heavy floor stand with locking castors
- Optional: tube for connection of CCD cameras

Item. No.	
328140	EICKEMEYER® Operating Microscope
328141	Teaching Mirror Attachment <ul style="list-style-type: none"> • Easy to install and operate • Beamsplitter, CCD-adaptor and observers' monocular

EICKEMEYER® Operating Microscope Advanced

EICKEMEYER® provides the surgeon with a surgical microscope, which helps him to master the daily routine of surgery and to obtain the best possible surgical result for his patient.

EICKEMEYER® Operating Microscope Advanced is extremely space-saving and versatile in ophthalmic surgery. It is characterized by an easy and exact positioning. It also has an integrated motorized XY coupling. This allows quick and easy position changes of the microscope head and is controlled via the foot control panel.

- Binocular inclined tube 60°, f = 159 mm
- Eyepieces WF 10 x V with diopter compensation
- APO objective f = 200 mm
- Apochromatic 5-step magnification changer
- Motorized fine focusing: 40 mm
- XY coupling 50 x 50 mm
- Foot switch for focus and XY coupling and brightness of illumination
- Handles
- Filter: Swing in retina protection filter GG 475, Swing in yellow filter against IR and UV exposure
- Illumination: Coaxial cold light fiber optic illumination 15 V / 150 Watt with operational replacement lamp

Item. No.	
328200	EICKEMEYER® Operating Microscope Advanced
328201	Photo Essay for DSLR Digital Cameras <ul style="list-style-type: none"> • For a format-filling, low-distortion and image-plane digital camera image • A beam splitter (item no. 32820501) is required (order separately)
328202	TV Attachment with Membrane <ul style="list-style-type: none"> • For the adaptation of C-Mount video cameras • Focal length: 54 mm • A beam splitter (item no. 32820501) is required (order separately)
32820501	Beam Splitter <ul style="list-style-type: none"> • Monolateral, 50:50
328205	Assistant Kit <ul style="list-style-type: none"> • To view the examination area from a second person • Consisting of: beam splitter (one-sided, 50:50), assistant tube (90°), binocular inclined tube (45°, f = 125 mm) and eyeglass wearer eyepiece (WF 12.5x V, with diopter compensation)
E32820501	Sterilisable Rubber Sleeves for Cold Light Adapters <ul style="list-style-type: none"> • Set of 2
E32820502	Sterilisation Cover for Cold Light Adapter
E32820503	Sterilisation Cap for Potentiometers
E32820504	Sterilisation Cap for Enlargement



328200



328201

328202



32820501



328205

HEINE Binocular Loupes

Your optimal loupe is as individual as your work. HEINE Binocular Loupes set a benchmark for design, high-tech materials and precise manufacturing methods. Various magnifications, working distances, wearing options and illumination systems are available. Experience the difference of getting less tired – even during long procedures.

Optics

HR: High Resolution achromatic optics with excellent optical qualities for 2.5x magnification.
 HRP: High Resolution Prismatic optics with excellent optical qualities for 3.5x, 4x and 6x magnification.

Optics	Working Distance	Field of View	Depth of Field
HR 2.5x	34 cm	90 mm	110 mm
HR 2.5x	42 cm	130 mm	180 mm
HRP 3.5x	42 cm	65 mm	60 mm
HRP 4x	34 cm	50 mm	40 mm
HRP 6x	34 cm	40 mm	30 mm

Features

- Lightweight: 51 g (HR) or 81 g (HRP)
- Water-resistant
- Independent adjustment of left and right optics for perfect pupillary distance
- i-View loupe mount with flip-up function

Mounting Options

HEINE S-FRAME

- Maximum comfort with a modern, ergonomic design
- Malleable temples and nose pad can be customized to fit any face perfectly
- Innovative light materials – weights only 24 g
- Tough polycarbonate protective lenses
- Optional clip-in correction frame for prescription lenses



HEINE Professional L Headband

- Ideal for spectacle-wearers in combination with their own spectacles
- Fully-adjustable for height and width to fit any head
- Hygienic and comfortable leather cushions
- Optional S-GUARD splash protection and clip-in correction frame for prescription lenses



HEINE Binocular Loupes on S-FRAME**Delivery:**

Binocular loupe on S-FRAME, protective glasses, 2 sterilizable swivel levers, holding strap, cleaning fluid, cleaning cloth and case

Item. No.		WD* cm
310700	HEINE Binocular Loupes on S-FRAME • HR 2.5x	34
310707	HEINE Binocular Loupes on S-FRAME • HR 2.5x	42
310706	HEINE Binocular Loupes on S-FRAME • HRP 3.5x	42
310708	HEINE Binocular Loupes on S-FRAME • HRP 4x	34



310700

HEINE Binocular Loupes on Professional L Headband

- Protective lenses
- 2 sterilisable swivel levers

Item. No.		WD* cm
310703	HEINE Binocular Loupes on Professional L Headband • HR 2.5x	34
310713	HEINE Binocular Loupes on Professional L Headband • HR 2.5x	42
310699	HEINE Binocular Loupes on Professional L Headband • HRP 3.5x	42
310701	HEINE Binocular Loupes on Professional L Headband • HRP 4x	34
310710	HEINE Binocular Loupes on Professional L Headband • HRP 6x	34



310701

* Working Distance



310717



31051201



31050801



31051001



31050401

Optional Accessories for HEINE Binocular Loupes

Item. No.		WD* cm
310717	HEINE LoupeLight2 • With mPack mini and E4-USB plug-in transformer	
31051201	Clip-in Correction Frame • For prescription lenses for S-FRAME and S-GUARD	
31050802	Round Sterilisable Swivel Levers • Round • Pack of 5	
31050801	S-FRAME • For HR and HRP loupes	
31051001	Professional L Headband • For HR and HRP loupes	
31050301	HEINE Binocular Loupes • HR 2.5x • Optics with i-View mount for S-FRAME	34
31050401	HEINE Binocular Loupes • HR 2.5x • Optics with i-View mount for S-FRAME	42
31050501	HEINE Binocular Loupes • HRP 3.5x • Optics with i-View mount for S-FRAME	42
31050601	HEINE Binocular Loupes • HRP 4x • Optics with i-View mount for S-FRAME	34
310513	HEINE Binocular Loupes • HR 2.5x • Optics with i-View mount for Professional L Headband	34
310514	HEINE Binocular Loupes • HR 2.5x • Optics with i-View mount for Professional L Headband	42
310515	HEINE Binocular Loupes • HRP 3.5x • Optics with i-View mount for Professional L Headband	42
310516	HEINE Binocular Loupes • HRP 4x • Optics with i-View mount for Professional L Headband	34
310517	HEINE Binocular Loupes • HRP 6x • Optics with i-View for Professional L Headband	34

* Working Distance

HEINE LoupeLight2

Compact LED HQ Headlight

HEINE has set a new standard which maintains that only the best is good enough, from the selection of materials to processing, from light intensity to dimmability, and from thermal management to a colour rendering index as high as possible.

- LED in HQ
- Compact, lightweight 50 g
- Exclusive aluminium housing protects the optics against dust and moisture to ensure an extraordinary long lifespan and optimal thermal management
- Compact coaxial design ensures a completely shadow-free image and allows for excellent illumination of difficult to see areas
- Replaceable connecting cord with high-quality splashproof threaded connector with a length of 1.5 m. Connects the LoupeLight2 with the mPack mini

Technical specifications

- Illumination: 55,000 lux
- Colour Temperature: 4,000 kelvin
- LED Operating Life: 50,000 hours
- Spot Size is shadow free and designed to complement the HR / HRP loupes
- Angle of Declination is stepless and individually adjustable for every examination
- Operating Time: 9 hours with mPack mini (in continuous operation at full power typ. 4 hours)

HEINE mPack mini

- Freedom from cables that tie the user to desk, wall or static power supplies
- Operating time: 9 hours
- Charging time: 4 hours
- Charge status indicator
- Stepless light intensity control
- USB cord with E4-USB Medical approved plug-in power supply
- Simple cleaning (closed housing, no seams at the sides, few edges)
- Compact and lightweight – with a weight of just 95 g and dimensions of 44 x 23 x 101 mm the power source can be easily stowed
- Optimised mPack mini belt clip for easy attachment of the power source to the belt or coat pocket
- Li-Ion technology – no “memory effect”, without worrying about charge level or battery condition
- Integrated rechargeable battery can be exchanged at authorised specialist

Item. No.

310717	HEINE LoupeLight2
	• Includes: mPack mini and USB power supply

Optional Accessories for HEINE LoupeLight2

Item. No.

31071701	HEINE LoupeLight2 for HR / HRP Loupes with i-View Loupe Mount
E31071701	Connecting Cable SC1 <ul style="list-style-type: none"> • Connects the HEINE LoupeLight2 to the HEINE mPack mini battery • 1.5 m/Ø 2.4 mm
E31071702	Connecting Cable SC2 <ul style="list-style-type: none"> • Connects the HEINE LoupeLight2 to the HEINE mPack mini battery • 1.5 m/Ø 3.2 mm
173479	mPack mini with Li-Ion Rechargeable Battery
E17347901	mPack mini Belt Clip
302444	USB Cord with E4-USB Plug-in Transformer
302442	E4-USB Plug-in Power Supply for USB Cord



31071701



173479



E17347901



302442



311137



311138

HEINE ML4 LED HeadLight

The HEINE ML4 LED HeadLight is specially designed for professionals who need a perfect view during long surgical operations or treatments. The headband of the HEINE ML4 LED HeadLight offers multiple adjustment points and soft padding ensuring highest comfort and a firm fit.

- Adjustable illumination spot size
- Bright and homogenous illumination
- Stepless light intensity control
- Flexible Power Source Options: 100 % mobility with a choice of cable-free mPack UNPLUGGED head-worn battery or mPack belt-worn battery pack
- Coaxial design ensures a completely shadow-free image and allows for excellent illumination of difficult to see areas
- Comfortable and secure fit. The Professional L headband has multiple adjustment points and soft padding for comfort and stability – even during long examinations

Technical specifications

- Illumination: 65,000 lux
- Colour Temperature: 4,500 kelvin
- LED Operating Life: 50,000 hours
- Spot Adjustment: 30 mm to 80 mm at 420 mm WD
- Angle of Declination Stepless and individually adjustable for every examination
- Headband-mounted Rheostat
- Operating Time: 8.5 hours with mPack and 3.5 hours with mPack UNPLUGGED of continuous ON time at full power

Power Options

HEINE mPack

- Portable power pack
- Li-Ion technology – no memory effect, autonomy for 8.5 hours of continuous ON time at full power
- Fast charge – charges to full capacity in 2 hours
- Charge status indicator
- Brightness control
- Flexible charging options: EN 50 Desk and wall charger, or plug-in transformer
- Intelligent – can be used as mains power supply even while in "charge" mode

HEINE mPack UNPLUGGED

- Wireless
- Rechargeable battery integrated on the headband
- Lightweight with balanced weight distribution
- Charge status indicator indicates remaining operating time
- Intelligent – can be used as mains power supply even in "charge" mode
- Fast charge – charges to full capacity in 2 hours (operating time 3.5 hours of continuous ON time at full power)

Item. No.

- | | |
|--------|---|
| 311137 | HEINE ML4 LED HeadLight <ul style="list-style-type: none"> • Includes: mPack Battery (convenient to wear on the belt) |
| 311138 | HEINE ML4 LED HeadLight <ul style="list-style-type: none"> • Integrated headband Professional, lightweight high-performance mPack battery UNPLUGGED • The cordless battery mPack UNPLUGGED offers 100 % freedom of movement • Wireless, with rechargeable battery integrated on the headband |

HR / HRP Optics for HEINE ML4 LED HeadLight

The HEINE ML4 LED HeadLight is optionally supplied with HR / HRP Binocular Loupes including i-View loupe mount. The binocular loupe is fully adjustable for every examiner and for every examination axis. HEINE i-View for HEINE ML4 LED HeadLight provides any angle of view and flips up the optics independently of the illumination beam.

Item. No.		WD* cm
311126	Mounting Kit for Loupe	
311127	HEINE HR-Loupe • Magnification: 2.5x	34
311121	HEINE HR-Loupe • Magnification: 2.5x	42
311123	HEINE HR-Loupe • Magnification: 3.5x	42
311122	HEINE HRP-Loupe • Magnification: 4x	34
311124	HEINE HR-Loupe • Magnification: 6x	34



311127

Optional Accessories for HEINE ML4 LED HeadLight

Item. No.	
31051101	HEINE S-GUARD • With screw
311139	Sterilisable Swivel Levers • Pack of 5 pieces
302558	HEINE EN 50 UNPLUGGED Wall Charging Station • Without mPack UNPLUGGED • 6 V
31112901	HEINE Indirect Ophthalmoscope Battery
31112902	Plug-in Transformer UNPLUGGED for HEINE mPack UNPLUGGED
173477	HEINE mPack w/o Transformer
302442	HEINE BETA4 USB Plug-in Transformer
31112903	HEINE mPack / mPack LL Plug-in Transformer



302558



31112901



311139



31112902



173477



302442

* Working Distance



310600

310601

Loupes & Light System

These inexpensive loupes provide a flexible working distance and are suitable for a wide range of detailed work. The coaxial (LED) illumination ensures a shadow-free visualisation of the whole field of view. The battery case can be comfortably worn on the belt or placed in a shirt pocket.

Specifications

- 2x magnification
- Illumination: 1,200 lux at 40 cm (working distance)
- Light beam can be adjusted in the vertical plane
- Battery Life: 8 Hours (Normal Mode) / 14 hours (Eco Mode)
- Dioptre adjustment ± 3 dpt, right / left can be individually adjusted
- Cable length: 1 m
- Loupe weight: 40 g
- Light System weight: 11 g
- Battery case weight: 60 g
- Dimensions without clip (in mm): L 90 x W 55 x D 29
- Dimensions with clip (in mm): L 90 x W 55 x D 40
- Includes: Hard foam case, lanyard for the glasses and 3x AAA batteries

Item. No.

310600	Loupes
310601	Loupe Light System



High Resolution Loupes

This loupe and light system meet the requirements of any kind of surgical operations. It is highly recommended for the first-time users. Excellent price-performance ratio.

- High resolution optics lens with a flip-up design
- One step pupillary distance adjustment
- Adjustable angular viewing
- Multi-coated for: anti-glare, anti-fog, and scratch-resistance
- Loupe is made from strong carbonic acid polyester material

Loupe specifications

- Magnification: 2.5x
- Working distance: 320 – 450 mm
- Field of view: 110 mm
- Depth of field: 90 mm
- Weight: 71 g

Light description

- Power: 1 W powerful LEDs
- Brightness: 15,000 – 30,000 lux
- Colour temperature: 6,000 kelvin
- Life of bulb: 50,000 hours
- Operation time: 5 hours for a full charge
- Charge time: 3 hours for a full charge
- Battery pack: Rechargeable polymer Li-Ion
- Voltage: 100 – 240 V; 50 – 60 Hz
- Weight: 78 g (12 g light + 66 g battery and charger)

Item. No.

311103	2.5x Loupes with LED Light
--------	----------------------------

VOLK Aspheric Lenses

Aspheric surface corrects the aberrations present in more common spherical lenses, which helps to improve the field of view for diagnosis. Volk's double-aspheric lenses eliminate more distortion for better overall imaging.

- Lenses with a higher Dioptre power provides a wider field of view, lower magnification, and the best performance through small pupils.
- Lenses with a lower Dioptre power have a narrower field of view, higher magnification, and do not perform well through a small pupil.

Lens Orientation

Double aspheric lenses are not always symmetric on both sides. A lens with asymmetric aspheres will produce different optical results depending on which side of the lens you look through. The Volk "V" is like an arrow and is designed to point towards the patient. Some lenses have a silver rim on one side of the ring – it should always be on the side of the lens closest to the patient.

Item. No.		FOV	Mag.	WD* cm
17353814	VOLK Aspheric Lens • 14 D	36°/47°	4.30x	75
17353815	VOLK Aspheric Lens • 15 D	36°/47°	4.11x	72
173538	VOLK Aspheric Lens • 20 D	46°/60°	3.13x	50
17353825	VOLK Aspheric Lens • 25 D	52°/68°	2.54x	38
17353801	VOLK Aspheric Lens • 28 D	53°/69°	2.27x	33
173539	VOLK Aspheric Lens • 30 D	58°/75°	2.15x	30
17353830	VOLK Aspheric Lens • 30 D Small	46°/60°	2.10x	30
17353840	VOLK Aspheric Lens • 40 D	69°/90°	1.67x	20
17353860	VOLK Aspheric Lens • 60 D	68°/81°	1.15x	13
17353878	VOLK Aspheric Lens • 78 D	81°/97°	0.93x	8
17353890	VOLK Aspheric Lens • 90 D	74°/89°	0.76x	7
173536	VOLK Aspheric Lens • PanRetinal 2.2	56°/73°	2.68x	40
173537	VOLK Aspheric Lens • Macula Plus 5.5	36°/43°	5.50x	80



17353814



17353830



173536



173537

Eickemeyer®

*A partner for your
long-term success*



© Eric Isselée – stock.adobe.com



173581



173582

VOLK Gonioscopy Lenses

The G-4 gonioscopy lens with four mirror glasses is a standard gonioscopy lens for static and dynamic gonioscopy with four precisely angled mirrors that offer a full 360° view of the anterior chamber.

The G-6 gonioscopy lens with six mirror glasses is the most advanced gonioscopy lens for static and dynamic gonioscopy. Six angled mirrors offer an excellent panoramic view of the anterior chamber angle compared to conventional four-mirror lenses.

Item. No.

- | | |
|--------|--|
| 173581 | <p>G-4 Gonioscopic Lens</p> <ul style="list-style-type: none"> • Four mirrors with the same angle offer a 360° view of the front chamber • With flange • Viewing angle: 4x 64° • Magnification: 1.0x • Contact pad: 15 mm |
| 173582 | <p>G-4 Gonioscopic Lens</p> <ul style="list-style-type: none"> • 2-in-1 handle: The 2-position handle enables adaptation to the anatomical conditions, with standard position (0°) or angular position (45°) • Four mirrors with the same angle offer a 360° view of the front chamber • Without flange • Viewing angle: 4x 64° • Magnification: 1.0x • Contact pad: 8.4 mm |
| 173583 | <p>G-6 Gonioscopic Lens</p> <ul style="list-style-type: none"> • Six closely aligned mirrors eliminate gaps and offer a true 360° panoramic view of the front chamber • Easier position determination and overview of the mirrors; no confusion where one view ends and the next begins • Reduces slit lamp maneuvering • Without flange • Large ring • Viewing angle: 6x 63° • Magnification: 1.0x • Contact pad: 8.4 mm |
| 173584 | <p>G-6 Gonioscopic Lens</p> <ul style="list-style-type: none"> • 2-in-1 handle: The 2-position handle enables adaptation to the anatomical conditions, with standard position (0°) or angular position (45°) • Six closely aligned mirrors eliminate gaps and offer a true 360° panoramic view of the front chamber • Easier position determination and overview of the mirrors; no confusion where one view ends and the next begins • Reduces slit lamp maneuvering • Without flange • Viewing angle: 6x 63° • Magnification: 1.0x • Contact pad: 8.4 mm |

Gonioscopy Lenses

KOEPE lenses enable examination of the iridocorneal angle and diagnosis of primary glaucoma by creating a corneal vault while leaving the anterior chamber undisturbed. A light slit lamp, head loupe or microscope is required to achieve desirable resolution and illumination.

Item. No.		Ø mm
173573	KOEPE Diagnostic Gonio Lens <ul style="list-style-type: none"> Image Magnification: 1.70x Static Gonio FOV: 160° 	14
173574	KOEPE Diagnostic Gonio Lens <ul style="list-style-type: none"> Image Magnification: 1.57x Particularly suitable for smaller animals Static Gonio FOV: 160° 	17
173575	KOEPE Diagnostic Gonio Lens <ul style="list-style-type: none"> Image Magnification: 1.53x Particularly suitable for medium sized animals Static Gonio FOV: 160° 	18
173576	KOEPE Diagnostic Gonio Lens <ul style="list-style-type: none"> Image magnification: 1.50x Static Gonio FOV: 160° 	19




173574

SCHIRMER Tear Test

SCHIRMER Tear test can be used to measure basal and reflexive tear production in non-anaesthetised eye.

- Blue colour mark tear front indicator (for easier reading of the values)
- Physiological range in dogs: 15 – 25 mm
- Individually packed – sterile
- 100 per pack

Item. No.	
173592	SCHIRMER Tear Test with Blue Mark



Application

HEINE BETA 200 LED Ophthalmoscope

- Superior aspherical optics now with LED HQ illumination
- Exclusive dustproof design protects the precision optical components and ensures maintenance-free operation.
- LED in HEINE Quality – or LED HQ
- 27 single lenses Rekoss Disk from -35 D to +40 D
- 6 apertures
- Patented, unique, stepless dimming from 3 % to 100 % with practical one-finger operation
- No stray light due to the recessed, multi-coated viewing window – eliminates distractions
- Precise one-hand control of the instrument. Ergonomic design offers flexibility while examining
- Suitable for large as well as small or undilated pupils
- Ergonomic design fits the orbita comfortably, and blocks out ambient light
- Full functionality of the BETA 200S LED is guaranteed with BETA Rechargeable Handles and the EN 200 / EN 200-1 Wall Transformers
- 5 years guarantee

Item. No.	
300137	HEINE BETA 200 LED Ophthalmoscope





301135



301137

HEINE BETA 200 Ophthalmoscope

HEINE optimises the Gullstrand principle with aspherical optics (separation of illumination and observation beam). Corneal and iris reflexes are eliminated, a full view is guaranteed even with small pupils.

- XHL Xenon Halogen Technology provide a bright, white light
- 6 apertures with separate red-free filter
- Crossed linear polarising filter
- Recessed, multi-coated viewing window avoids stray light
- Soft orbital support that protects the users' glasses and steadies the instrument due to ergonomic shape
- Optimal working distance of 4 to 5 cm (from the eye)

Item. No.

301135	HEINE BETA 200 Ophthalmoscope, 3.5 V
	• Handle not included
301137	Spare Bulb HEINE BETA 200 Ophthalmoscope, 3.5 V



301180



301181

HEINE Ophthalmic Examination Lamp, 3.5 V

- For examination of the anterior segment and cornea in focal light
- 5 different apertures that help detect erosion, oedema and foreign bodies on the cornea
- Apertures focused at 100 mm working distance

Item. No.

301180	HEINE Ophthalmic Examination Lamp, 3.5 V
301181	Spare Bulb Ophthalmoscope HEINE, 3.5 V

HEINE FINOFF Transilluminator

Small and light, used to examine the fundus.

Item. No.

301170	HEINE FINOFF Transilluminator, 3.5 V
300038	Spare Bulb HEINE, 3.5 V Compatible with: <ul style="list-style-type: none"> • Slit Illumination Head (item no. 300035) • BETA Otoloscope Head (item no. 300635) • Illumination Adapter (item no. 300935)



301170



300038

Spare Bulb High Performance LED 3.5 V

The EICKEMEYER® high power LED lamp makes the HEINE Slit illumination head an even more powerful diagnostic tool. Replacing the lamp is easy.

Compatible with:

- Slit Illumination Head 3.5 V (item no. 300035)
- Closed Headpiece 3.5 V (item no. 300635)
- FINOFF Fluoroscopy Adapter 3.5 V (item no. 301170)

Item. No.

300039	Spare Bulb High Performance LED 3.5 V
--------	---------------------------------------



300039

HEINE HSL 150 Hand-held Slit Lamp

Compact and lightweight, the portable HSL 150 is ideal for situations where a full-size slit lamp is not available or convenient for the examination of the anterior segment.

- 6x magnification increase by 20 D lens
- The HSL 150 instrument head weighs just 70 g, the lightest slit lamp of its kind
- Continuously adjustable brightness
- Slit size adjustable from 0.2 mm x 10 mm to 4 mm x 14 mm
- Blue interference filter (FITC), can be selected for corneal examination at any time
- Multi-coated optics for maximum light transmission
- 3.5 V XHL Xenon Halogen Technology for bright, white light comparable with the brightness of a classic slit lamp
- Compatible with all HEINE handles

Item. No.

173543	HEINE HSL 150 Hand-held Slit Lamp • Compatible with all 3.5 V HEINE handles
17354302	HEINE HSL Slit Lamp Loupe Attachment • 10-fold magnification when combined with HSL 150 loupe • Increased working distance with a large field of view





302553



302552



302443



302440



302442



302536



HEINE BETA4 Rechargeable Handles and Accessories

- High quality metal construction for high stability and long life
- Unique locking system. No friction from metal to metal, preventing wear and guarantees a secure fit of the instruments
- Deep discharge protection: Protects the battery from total discharge and ensures maximum operating life
- Li-Ion Technology: No 'memory effect' resulting in longer battery life. Fast charging time.
- Durable: Up to 6 weeks of normal operation without recharging when using LED instruments
- High capacity: More than twice the capacity compared to NiMH batteries
- Charge level indicator in the Bottom Insert (item no. 302552)

Item. No.

302553	HEINE BETA4 NT Handle Includes: <ul style="list-style-type: none"> • Li-Ion Rechargeable Battery (item no. 302431) • BETA4 NT Bottom Insert (item no. 302552)
302552	HEINE BETA4 NT Bottom Insert
302431	3.5 V HEINE BETA L Rechargeable Li-Ion Battery <ul style="list-style-type: none"> • Charging time: 2 hours
302443	HEINE BETA4 USB Handle Set Includes: <ul style="list-style-type: none"> • Rechargeable Handle complete with Li-Ion rechargeable battery • Base Unit • USB Charging cable and Plug-in Transformer
302440	HEINE BETA4 USB Bottom Insert
30255201	Charging Cable for USB Plug-in Transformer <ul style="list-style-type: none"> • For charging at any USB port
302442	HEINE BETA4 USB Plug-in Transformer <ul style="list-style-type: none"> • USB Plug
302536	HEINE BETA4 SLIM NT Handle <ul style="list-style-type: none"> • Slim handle with automatic closure • Dimensions (in cm): H 13.5 x Ø 1.9 • Weight: 180 g • Includes Li-Ion Rechargeable Battery and BETA4 SLIM Base Unit
302432	Li-Ion Rechargeable Battery <ul style="list-style-type: none"> • Spare part for HEINE BETA4 SLIM NT Loading Handle (item no. 302536)

HEINE NT4 Table Charger

With the appropriate adapter set all HEINE BETA4 NT and HEINE BETA4 SLIM NT rechargeable handles can be charged in the NT4 table charger. The same applies to all Standard F.O. 4 NT, F.O. 4 SLIM NT and F.O. 4 SHORT NT laryngoscope rechargeable handles.

Specifications

- Innovative, compact design: practical and space-saving
- Two independent charging wells: complete functionality for one or two handles at a time
- Automatic charging: independent of the state of charge of the rechargeable battery
- Guarantees extended battery life
- Cannot be overcharged: charger switches off automatically when the battery is fully charged
- Charge status indicator: light pulses from the charging well to confirm the charging mode, continuous light indicates that the charging process has been completed
- Dimensions (in mm): W 142 x H 61 x D 66

Item. No.

302551	HEINE NT4 Table Charger
30255101	Adapter Set <ul style="list-style-type: none"> • For HEINE BETA SLIM and F.O. 4 SLIM NT laryngoscope rechargeable handles • Two pieces



302551



30255101

HEINE BETA Rechargeable Handles

All the rechargeable handles listed here are only compatible with the systems of the previous generation and the HEINE NT 300 table charger. Not suitable for HEINE BETA4 rechargeable handles.

Item. No.

302555	HEINE BETA L Li-Ion Rechargeable Handle <ul style="list-style-type: none"> • With Li-Ion rechargeable battery and bottom insert
302438	HEINE BETA L Bottom Insert <ul style="list-style-type: none"> • With charge status indicator
302431	Li-Ion Rechargeable Battery for HEINE BETA4/ HEINE BETA L Rechargeable Handle
302535	HEINE BETA NT Rechargeable Handle <ul style="list-style-type: none"> • With rechargeable battery and bottom insert
302435	HEINE BETA NT Bottom Insert
302436	Rechargeable Battery for HEINE BETA NT Rechargeable Handle
302400	HEINE BETA Handle Module



302555



302438



302535



302435

HEINE NT 300 Table Charger

Item. No.

302550	HEINE NT 300 Table Charger <ul style="list-style-type: none"> • For HEINE BETA and Laryngoscope handles
30255101	Adapter Set <ul style="list-style-type: none"> • For HEINE BETA SLIM and F.O. 4 SLIM NT laryngoscope rechargeable handles • Two pieces



302550



HEINE OMEGA 600 Indirect Ophthalmoscope

Discover more. With less weight.
Lighter. Brighter. Better. HEINE kept the best and perfected the rest.
Highly comfortable, the HEINE OMEGA 600 delivers a new class of technological innovation, along with the new and unique visionBOOST for significantly better diagnostic even in dense cataracts.

- Most precise diagnostic, up to the far retinal periphery
- Up to 20 % better view in media opacities with visionBOOST
- Lightest High-End Indirect Ophthalmoscope worldwide
- Long-lasting investment due to its robust design
- Easy disinfection thanks to smoothSURFACE

Most precise diagnostic, up to the far retinal periphery

- Significantly better diagnostic due to unique visionBOOST
- Sharpest fundus image due to superior glass optics
- Brightest fundus image with true colour rendering thanks to our unique LEDHQ – now in even more natural colours
- Best 3D imaging due to our unique Stereoscopic Adjustment
- Technology in dilated and undilated pupils

Lightest high-end indirect ophthalmoscope worldwide

- Best wearing comfort
- Personalized fit
- Adaptable for right and left handed users
- Flip-up function for more convenient patient interactions

Long-lasting investment due to its robust design

- Maintenance-free, dustproof optics
- Legendary HEINE durability
- Optics firmly mounted on an aluminium frame
- 100 % Made in Germany
- 5-year guarantee

Easy and effective disinfection thanks to smoothSURFACE

- No openings
- Integrated electronics

Item. No.

- | | |
|--------|---|
| 173497 | HEINE OMEGA 600 Indirect Ophthalmoscope |
| | • Includes: OMEGA 600 Indirect Ophthalmoscope (with battery and +2 D eyepiece), E4-USBC power supply with cable, eyepiece 0 D |



17349701



17349702



17349703



17349704



17349705



17349706

Optional Accessories for HEINE OMEGA 600 Indirect Ophthalmoscope

Item. No.

- | | |
|----------|---------------------------------|
| 17349701 | CC1 Charging Case |
| 17349702 | CB1 Charging Battery |
| 17349703 | E4-USBC Power Supply with Cable |
| 17349704 | CW1 Wall Charger |
| 17349705 | TM1 Teaching Mirror |
| | • With Case |
| 17349706 | Traveller Bag |

HEINE OMEGA 500 LED UNPLUGGED with DV1 Digital Video Camera

The OMEGA 500 LED is now available in combination with the DV1 Digital Video Camera. This integrated camera system is precisely aligned with the optical system of the Indirect Ophthalmoscope - perfect for sharing the examiner's view with a wider audience and for educating patients.

Features

- The headband of the OMEGA 500 distributes the weight of the compact camera ensuring a comfortable fit
- Due to the mounting of the optics on an aluminum chassis, the OMEGA500 is robust, long lasting and is guaranteed to be dustproof. Can be connected via USB 2.0 to any laptop or computer.
- High depth-of-field and integrated focus lever ensure sharp and focused images

Technical specifications

- 5 Megapixel Resolution
- 1,280 x 960 display – High resolution video or still shots

Wireless power supply system with mPack UNPLUGGED headband battery for wireless operator convenience.

Item. No.

- | | |
|--------|--|
| 173492 | HEINE OMEGA 500 LED UNPLUGGED with DV1 Digital Video Camera |
| | <ul style="list-style-type: none"> • Includes: Software program enables both video and image recording. |



ClearView® Retinal Camera

The Optibrand® ClearView® 2 Retinal Camera is an ophthalmic camera device developed for veterinary professionals to acquire wide-angle digital colour images of the retina using an Apple iPod touch®.

Features

- Auto focus
- Automatic-capture and manual-capture image modes
- Automatically saves images
- Retina images can be immediately viewed and uploaded to e-mail or text message
- Data transfer to a PC / MAC via iTunes®


Technical specifications

- Pupil Size 5 mm diameter or greater
- Field of View: 50° static, up to 80° dynamic view of peripheral retina
- Working Distance: 50 mm
- Illumination White light LED provided by iPod touch®
- Diopter Power: -20 D to +20 D autofocus accommodation
- Image size: 1,920 x 1,920 or roughly 3.5 Megapixels
- Image Format JPEG
- Battery Life 50 sessions on a full-charge (Qty of 2-minute exams)
- Software ClearView 2 Downloaded from the App Store®
- Lens Tube Length: 180 mm
- Camera Case Length: 134 mm (Apple iPod touch®)
- Overall Width: 94 mm
- Weight: 325 g (lens tube / case only), 413 g (integrated Apple iPod touch® system)

Item. No.

- | | |
|--------|---|
| 173553 | ClearView® 2 Retinal Camera |
| | <ul style="list-style-type: none"> • Incl. Apple iPod touch® |





Application



173620

Icare® TONOVET Plus Tonometer

Icare® TONOVET Plus is the new generation tonometer for quick and easy veterinary IOP measuring. The TONOVET Plus tonometer is used for measuring IOP on animal patients by general veterinary practitioners, veterinary ophthalmologists and other veterinary medical personnel. The TONOVET Plus is even easier to use. It features an advanced user interface with a clearer, larger display. Red/ green positioning lights help to find the correct angle and aim to the middle of the cornea. The automatic measuring sequence lets you choose if you want to take single readings or take all 6 measurements with one press of the button.

- Quick, painless and accurate procedure
- Easy to use and requires no calibration
- Assisting positioning lights
- Large and easy to read colour display
- Incl. 100 probes
- Transport case

Technical specifications

- Power supply: 4x AA non-rechargeable batteries, 1.5 V alkaline LR6
- Measurement range: 10 – 60 mmHg
- Accuracy: ± 2.5 mmHg (10 – 30 mmHg) and ± 10 % (> 30 – 60 mmHg)
- Repeatability (coefficient of variation): < 8 %
- Accuracy of display: 1 mmHg
- Display units: millimeter of mercury (mmHg)
- This device has BF-type electric shock protection
- Dimensions (mm): L 215 x W 24 – 29 x H 35 – 95
- Weight: 140 g (without batteries)

Item. No.

173620	Icare® TONOVET Plus Tonometer
1736006	Probes for TONOVET Plus and TONOVET • 100 per pack
1736008	Stand for TONOVET Plus and TONOVET
E173600701	Probe Base for TONOVET Plus
E173600702	Probe Base Collar for TONOVET Plus
E173600703	Green Silicone Grip for TONOVET Plus



Application



1736005

Icare® TONOVET Tonometer

The TONOVET is based on a rebound measuring principle, in which a light probe is used to make momentary, gentle contact with the cornea. The device is easy to use and the measurement is barely noticed by the animal and often does not even cause corneal reflex. The disposable probe touches the cornea very lightly for only a fraction of a second. As no topical anaesthetic or disinfection is needed, the whole procedure is over quickly and disturbance to the animal is minimal with no risk of contamination.

The treatment of the patient is well tolerated with the absence of local anesthesia.

- Quick, painless and accurate procedure
- Self-calibrating
- Portable as it is powered by batteries

Technical specifications:

- Weight: 250 g (including batteries)
- Dimensions (in mm): L 230 x W 13 – 32 x H 45 – 80
- Display range: 0 – 99 mmHg
- Accuracy: ± 2 (5 – 30 mmHg), 10 % (30 – 80 mmHg)
- Power: 4x AA batteries
- Includes 100 TONOVET Probes, 4x AA Batteries & Instruction Manual

Item. No.

1736005	Icare® TONOVET Tonometer
1736006	Probes for TONOVET Plus and TONOVET • 100 per pack
1736008	Stand for TONOVET Plus and TONOVET
E173600501	Green Silicone Grip for TONOVET

Tono-Pen VET™ Tonometer

Over the past 20 years, the Tono-Pen VET™ has become the veterinary professions gold standard for measuring intraocular pressure. The Tono-Pen has a lightweight and ergonomic design with advanced electronic measurement technology that enables operators to take fast and accurate IOP measurements with minimal training required.

With over 40 breeds of cats and dogs possessing the predisposition to glaucoma, the Reichert Tono-Pen VET™ provides simplicity for monitoring this condition.

Sterile Ocu-Film® + Tip Covers are used to minimise the risk of cross-contamination between uses.

Features

- Easy to read digital display
- Measuring range: 5 – 80 mmHg
- Long battery life
- Maintenance-free
- Dimensions (in cm): L 18.4 x W 2.5 x D 2.2
- Lightweight: 64 g

Item. No.

173560	Tono-Pen VET™ Tonometer
	• Includes: 150 Ocu-Film® + Tip Covers
173565	Ocu-Film® + Tono-Pen Tip Covers
	• Minimises the risk of cross-contamination
	• 150 per pack
	• Individually wrapped
173563	Tono-Pen VET™ Battery
	• 4 per pack



173560

Tono-Pen AVIA® VET™ Tonometer

With over 40 breeds of dogs and cats possessing a predisposition to glaucoma, the Reichert Tono-Pen AVIA® Vet™ provides simple solution to monitor this condition.

The Tono-Pen AVIA® Vet™ will not require any calibration and is ready for use. The battery lasts four times longer, and boasts a larger LCD screen.

- Patient can be positioned in any way
- Fast and accurate IOP measurement with minimal training
- Less corneal irritation due to smaller sensor
- Disposable covers to eliminate cross contamination
- Easy to read, digital display
- Measuring range: 5 – 55 mmHg
- Long battery life
- Maintenance-free
- Small size, weight 71 g
- Includes 150 protective tip covers (Ocu-Film® +)

Item. No.

173600	Tono-Pen AVIA® VET™ Tonometer
173565	Ocu-Film® + Tono-Pen Tip Covers
	• Minimises the risk of cross-contamination
	• 150 per pack
	• Individually wrapped
173605	Tono-Pen AVIA® VET™ Battery



173600



173605



173660



17366001



17366002



17366003



173649

173660



173680

173660

KOWA SL-17 Slit Lamp

KOWA's latest portable slit lamp, the SL-17, provides optimum stereoscopic observation with selectable magnifications and slit widths within a compact, lightweight, portable unit. With its non-slip ergonomic grip, the SL-17 provides maximum operator comfort during lengthy examinations.

Features

- Ergonomic and a lightweight – only 790 g
- High quality LED (lifetime 60,000 h)
- Variable, stepless illumination
- Powered by 4x AAA batteries for up to 280 minutes operation
- Three slit widths possible (0.1 mm, 0.2 mm and 0.8 mm)
- Anti-tilt design, due to round slit lamp base, ensures higher stability
- Available in four colours (white, aqua blue, green, pink)
- Built-in cobalt blue filter
- Smartphone adapters for digital image documentation for common Samsung and iPhone models sold separately

Technical specifications

- Magnification: 10x and 16x
- Working distance: approx. 80 mm (at 16x magnification) and approx. 100 mm (at 10x magnification)
- Actual field of view: Ø 10 mm at 16x magnification and Ø 15 mm at 10x magnification
- Spot size: Ø 1, Ø 5, Ø 12 mm
- Light intensity: continuously variable (up to 20.000 lux)
- Power supply: 4x AAA Batteries (DC 4.8 – 6.4 V)
- Dimensions (in cm): W 22 x D 9.5 x H 22
- Weight (incl. batteries): 790 g

Item. No.

173660	KOWA SL-17 Slit Lamp • White
17366001	KOWA SL-17 Slit Lamp • Pink
17366002	KOWA SL-17 Slit Lamp • Aqua blue
17366003	KOWA SL-17 Slit Lamp • Green
173661	Slit Lamp Case for KOWA SL-17 • Aluminium construction • Foam padding • Dimensions (in cm): L 41 x W 34 x H 12
173662	USB Battery Charger for KOWA SL-17 • Incl. 4 rechargeable batteries
173680	Video Adapter Set for KOWA SL-17 • Consists of KOWA video adapter, C-mount adapter ring with extender lens and Panasonic Lumix DC-GX880 digital camera

RETevet™ Portable ERG

The RETevet™ device offers an intuitive interface that allows veterinary ophthalmologists and researchers to perform electroretinograms (ERGs) to measure the retinal function of animals.

Features

- Extremely small
- Intuitive user interface
- Real-time results
- Completely portable and battery powered
- No need for external filters for dim flashes
- All flashes electronically controlled
- Easy USB connection to any PC
- Comprehensive reports in PDF formats
- Anaesthesia is optional (based on the patient)
- Multilingual interface in 17+ languages

Technical specifications


- RGB LED technology
- 15 million colour combinations
- Size: 10.5 cm x 15.5 cm
- Weight: 240 g
- Includes: RETevet™ device, docking station, 6 jet electrodes, 10 needle electrodes, dust cover, 3-plug electrode lead, USB cable, power adapter

Item. No.

173610	RETevet™ Portable ERG
173710	RM Electrode™ – Canine Multi-Use
173611	Reference / Ground Needle Electrode <ul style="list-style-type: none"> • Disposable monopolar needle electrode • Sterile – Individually packed
173587	ERG Jet Electrode <ul style="list-style-type: none"> • Ø 12 mm • 3 per pack
E17361001	RETevet™ Adapter Cable for DIN Electrodes
E17361002	RETevet™ Battery
E17361003	RETevet™ Eyecup
E17361004	RETevet™ Dust Cover




173610



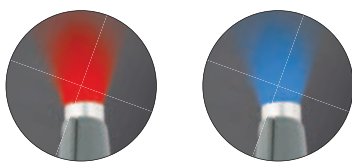
173710



173611



173587



cPLR Tester

cPLR (Chromatic Pupil Light Reflex) Tester is a precision Red and Blue light source for rapid screening of retina and optic nerve function. Pupillary response depends on the Blue 480 nm and Red 630 nm wavelengths.

Technical specifications

- Red light wavelength: 630 nm
- Blue light wavelength: 480 nm
- Nominal light intensity 200 kcd/m²
- Device switches the light OFF after 25 sec automatically (auto power OFF after 60 sec)
- Includes: batteries (7.4 V Li-Ion 800 mAh) and smart battery charger
- Dimensions (in cm): L 190 x W 86 x H 45

Item. No.

173670 cPLR Tester



605912

Vacuum Pillow – U shaped

- U-shaped
- Ideal for storage during eye operations
- Made of durable orange PVC
- With soft edges
- Dimensions (in cm): L 39 x W 29

Item. No.

605912 Vacuum Pillow

605990 Vacuum Pillow Hand Pump

- Suitable for inflating all EICKEMEYER® vacuum cushions
- Robust, impact-resistant plastic



902605

AESCULAP Isis Cat Clipper

The AESCULAP Isis cordless clipper is ideal for preparation for small areas (forelimb, head and neck) when taking bloods, biopsy or for hard-to-reach areas.

- Quiet and low vibration
- Ergonomic design
- Cutting width: 24 mm
- Cutting length: 0.5 mm
- Li-Ion battery: runtime up to 120 min with approx. 90 min charging time
- Charge indicator via charging station
- Weight: 120 g (incl. battery & blade)
- Includes: clipper, blade (carbon blade – cannot be sharpened), charging station, attachment comb (adjustable to 4 different cutting lengths, 3 – 6 mm), brush, AESCULAP oil, instructions

Item. No.

902605 AESCULAP Isis Cat Clipper

902601 AESCULAP Isis Clipper Blade

- Carbon blade (cannot be re-sharpened)

CONTENT

A		H		O	
Advanced Ophthalmic Kit	3	Hand-held Slit Lamp	41	Optional Accessories for	
AESCLAP Clipper Isis	50	HEINE BETA 200 LED		HEINE Binocular Loupes	32
AlgerBrush II Corneal Burr	23	Ophthalmoscope	39	Optional Accessories for	
ARRUGA Capsule Forceps	6	HEINE BETA 200		HEINE LoupeLight2	33
B		Ophthalmoscope	40	Optional Accessories for	
Bandage Contact Lenses	23	HEINE BETA4 Rechargeable Handles		HEINE ML4 LED HeadLight.	35
BARRAQUER (Colibri) Forceps	8	and Accessories.	42, 43	Optional Accessories for	
BARRAQUER Needle Holders	10	HEINE Binocular Loupes	30, 31	HEINE OMEGA 600 Indirect	
BARRAQUER Speculum	15	HEINE EN 200 Wall Transformer	41	Ophthalmoscope	44
BARRAQUER-KATZIN		HEINE FINOFF Transilluminator	40		
(Colibri) Forceps	9	HEINE HSL 150		R	
BARRAQUER-TROUTMAN		HEINE LoupeLight2	33	REtevet™ Portable ERG.	49
Needle Holder.	10	HEINE ML4 LED HeadLight	34	S	
Bausch & Lomb PureVision® 2		HEINE NT 300 Table Charger	43	SCHIRMER Tear Test.	37
BISHOP-HARMON Iris Forceps.	7	HEINE NT4 Table Charger.	43	SCORE® Ergo Support Chair.	25
BOWMAN Lacrimal Probe	17	HEINE OMEGA 500 LED		Spare Bulb High	
BOYNTON Needle Holder (TC)	10	UNPLUGGED with DV1 Digital		Performance LED 3.5 V	40
C		Video Camera	45	ST.MARTINS Corneal Forceps.	13
CASTROVIEJO Caliper.	18	HEINE OMEGA 600 Indirect		STADES Nictitating Forceps	13
CASTROVIEJO Cyclodialysis		Ophthalmoscope	44	Starter Ophthalmic Kit.	2
Spatula.	13	HEINE Ophthalmic		STEVENS Tenotomy Scissors.	4
CASTROVIEJO Needle Holders	11	Examination Lamp	40	Strabismus Scissors	5
CASTROVIEJO Scissors.	5	HESS Capsule Forceps.	7	Sugi Swabs	25
CASTROVIEJO Speculum	16	HESS (Colibri) Iris Forceps.	8	SuperCut Scissors (MC)	4
CASTROVIEJO Suture Forceps.	9	High Resolution Loupes.	36		
Cautery Pen	24	HR / HRP Optics for		T	
ClearView® 2 Retinal Camera	45	HEINE ML4 LED HeadLight.	35	Tono-Pen AVIA® VET™	
cPLR Tester	50	I		Tonometer	47
CryoIQ® Liquid Device	24	Icare® TONOVET Plus Tonometer.	46	Tono-Pen VET™ Tonometer.	47
D		Icare® TONOVET Tonometer.	46	TÜBINGEN Suture Forceps	9
DESMARRES Chalazion Forceps.	12	Intraocular Silicone Prosthesis.	22	V	
DESMARRES Retractors.	17	Iris Scissors	4	Vacuum Pillow – U shaped	50
DOUGLAS Cilia Forceps	11	J		VANNAS Cataract Scissors.	6
E		JAMESON Caliper	19	VOLK Aspheric Lenses	37
EICKEMEYER® ERG	49	JAMESON Strabismus/		VOLK Gonioscopy Lenses.	38
EICKEMEYER® Operating		Muscle Hook	14	W	
Microscope.	28	K		WEBER Wire Loop.	17
EICKEMEYER® Operating		KELLNAR Lacrimal Dilators		WESTCOTT Scissors	6
Microscope Advanced	29	and Tubes.	18	WILDER Lacrimal Dilators.	18
EICKEMEYER® PhacoVet and		KNAPP Conjunctiva Forceps	12		
Accessories	26–28	KNOLLE-PEARCE Irrigating Vectis.	17		
EickFil Ophthalmic Suture		KOWA SL-17 Slit Lamp.	48		
Material	20, 21	KUHNT Corneal Scraper	14		
F		L			
Fine Surgical Blades.	22	Lacrinal Cannulae.	19		
G		LANDOLT Enucleation Scissors.	5		
GASS Retinal Detachment Hook.	16	Loupes & Light System	36		
GILL-ARRUGA Capsule Forceps.	7	M			
Gonioscopy Lenses.	39	METZENBAUM Scissors	5		
GRADLE Cilia Forceps	11	MEYHOEFER Chalazion Curettes	15		
GRÄFE Eyelid Retractor	16	Mini Ophthalmic Kit.	3		
GRÄFE Fixation Forceps	12				
GRÄFE Iris Forceps.	8				
GRÄFE Iris Hook	14				
GRÄNITZ Eyelid Spatula	15				

EICKEMEYER KG
Eltastraße 8
78532 Tuttlingen
Germany
T +49 7461 96 580 0
F +49 7461 96 580 90
export@eickemeyer.com
www.eickemeyer.com